




# PICMG Backplane




**PBP-03P2**  
**Vertical 3-slot (2xPCI) PICMG Backplane**  
 - Fit for Portwell's 1U chassis  
 - ATX power connector support




**PBP-03P2X**  
**Vertical 3-slot (2xPCI) PICMG Backplane**  
 - Fit for Portwell's 1U chassis  
 - ATX power connector support




**PBP-02V1**  
**Vertical 2-slot (1xPCI) PICMG Backplane**  
 - Fit for 1U chassis  
 - AT power connector support



**PBP-02V1X**  
**Vertical 2-slot (1xPCI) PICMG Backplane**  
 - Fit for 1U chassis  
 - ATX power connector support




**PBP-06P464**  
**6-slot (4x64-bit PCI) PICMG Backplane**  
 - Fit for node chassis  
 - ATX and AT power connector support




**PBP-06V464**  
**Vertical 6-slot (4x64-bit PCI) PICMG Backplane**  
 - Fit for 2U chassis  
 - ATX power connector


## PICMG 1.2 Backplane



**PBP-06P564**  
**6-slot (2xPCI-X, 3xPCI) 64-bit PICMG 1.2 Backplane**  
 - Fit for 6-slot node chassis  
 - ATX & aux power connectors support




**PBP-14PD64**  
**14-slot (8xPCI-X, 4xPCI) 64-bit PICMG 1.2 Backplane**  
 - Support 4 independent buses with ROBO-8820VG2H & PA-B1  
 - Three PCI-X buses; one PCI bus  
 - ATX & aux power connectors support




**PBP-06V564**  
**Vertical 6-slot (2xPCI-X, 3xPCI) 64-bit PICMG 1.2 Backplane**  
 - Fit for 2U chassis  
 - ATX power connector support

## PICMG 1.3 Backplane



**PBPE-06V**  
**Vertical 5-slot [PCI-E x1 (4), PCI-E x16 (1)] PICMG 1.3 Backplane**  
 - Fit for 2U chassis  
 - Four USB ports  
 - Dual SATA port  
 - 24-pin ESP12V power connector



**PBPE-13A8**  
**13-slot [PCI (8), PCI-E x16 (1), PCI-E x1 (3)] PICMG 1.3 Backplane**  
 - Fit for 4U chassis  
 - Four USB ports  
 - Dual SATA port  
 - 24-pin ESP12V power connector